

Secure Software Development

Finding Bugs I

Daniel Gruss, Vedad Hadžić, Martin Schwarzl, Samuel Weiser


06.11.2020

Winter 2020/21, www.iaik.tugraz.at

1. Introduction
2. Human Expert
3. Static Analysis
4. Sanitizers
5. Debugging

Introduction

- “Bug” used as a term for malfunctions since 1870s
- Asimov 1944: bugs are issues with robots (I, Robot)
- First computer bug report 09.09.1947
 - Grace Hopper’s team
- “Debugging” aircraft engines (1945)



- an error causing unintended behavior
- software vs. hardware bugs
- bugs vs. backdoors
- bugs vs. specification flaws

- Human Expert
- Static Analysis
- Sanitizer
- Debugging

Access to Source/Binary?

Human Expert





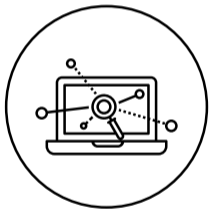
- find bugs that occur very rarely (not found in automated testing)
- find flaws which might be exploitable with future code changes
- develop better practices



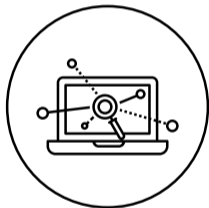
- read code, try to find flaws
- common recommendation: peer-review code when committing it



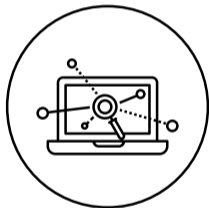
- slow and expensive: you might need as many reviewers as developers
- humans are error-prone and bugs remain



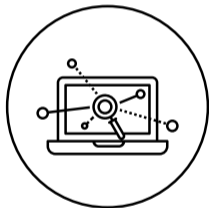
- complement code review
- identify, quantify, and address security risks
- three step process
 1. Decompose
 2. Determine threats
 3. Determine mitigations



- create use cases
- model interaction with an attacker
- model assets (target data)
- strictly defined procedure, to avoid incorrect or incomplete deductions




- Use a threat categorization technique (STRIDE/ASF)
- Various models to put a number on a potential attack
- DREAD Score (Microsoft) averages over:
 1. Damage potential
 2. Reproducibility
 3. Exploitability
 4. Affected users
 5. Discoverability



- For every potential attack there must be a mitigation
- If you figure out that there is no mitigation:
 - that's a problem
 - but it's good that you found it
 - you already know how significant the problem is

Static Analysis



- Can we (automatically) find bugs without even executing the program?
- Execute an abstracted variant of the program (maintaining semantics)

Abstract Interpretation Example

```
// randomly select and return one argument  
int main(int argc, char* argv[]) {  
    int max = argc;  
    int index = rand() % max;  
    return argv[index];  
}
```

- $argc \in [0, +\infty]$
- $max \in [0, +\infty]$
- $rand() \% max \rightarrow$ possible division by zero

- Formalized to allow sound approximation
- Symbolic execution
- Basis of Static Analysis

STATIC ANALYSIS



Works on source code (could also be applied to binary code)

- Examine every possible code path (→ symbolic execution)
- Consider every possible input (→ symbolic execution)

→ Good coverage

- Should be run continuously during development
- Can also be run afterwards to find bugs

- Can Static Code Analysis find all problems?
 - Equivalent to solving the halting problem
 - There are false negatives!
- Can we have false positives?
 - Yes, if the assumptions the static code analyzer makes are too loose
 - e.g., a check/bound is not evident in the source code or for the analyzer

- Popular static code analyzer
- `scan-build make`
- Generates an error report

clang scan-build (Example 1)

```
83 int main(int argc, char **argv) {  
84     if (argc != 3) {
```

1 Assuming 'argc' is equal to 3 →

2 ← Taking false branch →

```
85         fprintf(stderr, "usage: %s elf-file dbg-file\n", argv[0]);  
86         return 2;  
87     }
```

```
89     int fd = open(argv[1], O_RDONLY);  
90     if (fd < 0) {
```

3 ← Assuming 'fd' is >= 0 →

4 ← Taking false branch →

clang scan-build (Example 2)

```
258 int main(int argc, char ** argv)
259 {
260     if (argc < 2) {
```

1 Assuming 'argc' is ≥ 2 →

2 ← Taking false branch →

```
261         printf ("Usage: lat <array size> [hugetlb]\n");
262         return 1;
263     }
```

```
270     switch (opts.test)
```

3 ← Control jumps to 'case TEST_RANGLAT:' at line 272 →

```
271     {
272         case TEST_RANGLAT: printf ("Random access latency test\n"); break;
```

4 ← Execution continues on line 277 →

```
273         default: printf ("invalid test\n"); return 1;
274     }
```

Sanitizers



Address Sanitizer (ASan)...

- is a compiler and runtime extension implemented in `gcc` and `clang`
- detects many memory errors at runtime
- should only be used as debugging tool
- is activated with compiler flag `-fsanitize=address`

ASan detects

- Out-of-bounds accesses to heap, stack and globals
- Use-after-free
- Use-after-return
- Use-after-scope
- Double-free, invalid free
- Memory leaks (experimental)

```
typedef struct {
    void (*print)(char*);
} operation;

int main(int argc, char* argv[]) {
    operation* io = (operation*)malloc(sizeof(operation));
    io->print = puts;
    io->print("Hallo ");
    free(io);

    if(argc > 1) {
        char* buffer = (char*)malloc(8);
        strncpy(buffer, argv[1], 7);
        io->print(buffer);
        free(buffer);
    }
    return 0;
}
```

Hallo

```
=====
==27728==ERROR: AddressSanitizer: heap-use-after-free on address 0x60200000eff0 at pc 0x00000040094d bp 0x7fffffffcd0 sp 0x7fffffffddc0
READ of size 8 at 0x60200000eff0 thread T0
#0 0x40094c in main /home/mschwarz/Teaching/IIS/asan.c:24
#1 0x7ffff6ac182f in __libc_start_main (/lib/x86_64-linux-gnu/libc.so.6+0x2082f)
#2 0x4007f8 in _start (/home/mschwarz/Teaching/IIS/a.out+0x4007f8)
```

```
0x60200000eff0 is located 0 bytes inside of 8-byte region [0x60200000eff0,0x60200000eff8)
freed by thread T0 here:
#0 0x7ffff6f022ca in __interceptor_free (/usr/lib/x86_64-linux-gnu/libasan.so.2+0x982ca)
#1 0x4008f7 in main /home/mschwarz/Teaching/IIS/asan.c:19
#2 0x7ffff6ac182f in __libc_start_main (/lib/x86_64-linux-gnu/libc.so.6+0x2082f)
```

```
previously allocated by thread T0 here:
#0 0x7ffff6f02602 in malloc (/usr/lib/x86_64-linux-gnu/libasan.so.2+0x98602)
#1 0x4008e2 in main /home/mschwarz/Teaching/IIS/asan.c:16
#2 0x7ffff6ac182f in __libc_start_main (/lib/x86_64-linux-gnu/libc.so.6+0x2082f)
```

SUMMARY: AddressSanitizer: heap-use-after-free /home/mschwarz/Teaching/IIS/asan.c:24 main

Shadow bytes around the buggy address:

```
0x0c047fff9da0: fa fa fa fa fa fa fa fa fa fa fa fa fa fa fa fa
0x0c047fff9db0: fa fa fa fa fa fa fa fa fa fa fa fa fa fa fa fa
0x0c047fff9dc0: fa fa fa fa fa fa fa fa fa fa fa fa fa fa fa fa
0x0c047fff9dd0: fa fa fa fa fa fa fa fa fa fa fa fa fa fa fa fa
0x0c047fff9de0: fa fa fa fa fa fa fa fa fa fa fa fa fa fa fa fa
=>0x0c047fff9df0: fa fa fa fa fa fa fa fa fa fa 00 fa fa fa [fd]fa
0x0c047fff9e00: fa fa fa fa fa fa fa fa fa fa fa fa fa fa fa fa
0x0c047fff9e10: fa fa fa fa fa fa fa fa fa fa fa fa fa fa fa fa
0x0c047fff9e20: fa fa fa fa fa fa fa fa fa fa fa fa fa fa fa fa
0x0c047fff9e30: fa fa fa fa fa fa fa fa fa fa fa fa fa fa fa fa
0x0c047fff9e40: fa fa fa fa fa fa fa fa fa fa fa fa fa fa fa fa
```

Shadow byte legend (one shadow byte represents 8 application bytes):

```
Addressable: 00
Partially addressable: 01 02 03 04 05 06 07
Heap left redzone: fa
Heap right redzone: fb
Freed heap region: fd
Stack left redzone: f1
Stack mid redzone: f2
Stack right redzone: f3
Stack partial redzone: f4
Stack after return: f5
Stack use after scope: f8
Global redzone: f9
Global init order: f6
Poisoned by user: f7
Container overflow: fc
Array cookie: ac
Intra object redzone: bb
ASan internal: fe
```

==27728==ABORTING

- `malloc` and `free` are replaced
- Memory around `malloc` segments is *poisoned*
- Free'd memory is *poisoned* and moved to quarantine
- Every memory access is first checked if *poisoned*

```
*address = ...;

if (IsPoisoned(address)) {
    ReportError(address, kAccessSize, kIsWrite);
}
*address = ...;
```

Limitations

- Slowdown of approximately factor 2
- Increased memory usage of factor 2 to 5, depending on allocations
- Cannot prevent all arbitrary memory corruptions
- Does not protect against integer overflows
- Adjacent buffers in structs/classes are not protected

Leak Sanitizer ...

- part of ASan, but also available as standalone
- implemented in `gcc` and `clang`
- detects memory leaks at runtime
- should only be used as debugging tool
- is activated with compiler flag `-fsanitize=leak`

```
char* buffer;
void print(const char* tag, const char* info)
{
    buffer = malloc(strlen(tag) + strlen(info) + 4);
    strcpy(buffer, tag);
    strcat(buffer, ": ");
    strcat(buffer, info);
    strcat(buffer, "\n");
    puts(buffer);
    free(buffer);
}
int main(int argc, char* argv[]) {
    buffer = malloc(32);
    fgets(buffer, 32, stdin);
    const char* tag = strdup("user input");
    print(tag, buffer);
    return 0;
}
```

```
hello world
user input: hello world
```

```
=====  
==20366==ERROR: LeakSanitizer: detected memory leaks
```

```
Direct leak of 32 byte(s) in 1 object(s) allocated from:
```

```
#0 0x7f3a3bfb8fee in __interceptor_malloc (/usr/lib/x86_64-linux-gnu/liblsan.  
#1 0x559f9420fa80 in main /home/dgruss/buffer.c:17  
#2 0x7f3a3bc053f0 in __libc_start_main (/lib/x86_64-linux-gnu/libc.so.6+0x203
```

```
Direct leak of 11 byte(s) in 1 object(s) allocated from:
```

```
#0 0x7f3a3bfb8fee in __interceptor_malloc (/usr/lib/x86_64-linux-gnu/liblsan.  
#1 0x7f3a3bc72799 in __strdup (/lib/x86_64-linux-gnu/libc.so.6+0x8d799)
```

```
SUMMARY: LeakSanitizer: 43 byte(s) leaked in 2 allocation(s).
```

Thread Sanitizer ...

- not part of ASan, but similar interface
- “Fast happens-before” algorithm (cf. FastTrack algorithm)
- implemented in `gcc` and `clang`
- detects data races
- is activated with compiler flag `-fsanitize=thread`

- Rewrite code, add calls to read/write access check function
- Performance overhead: 2 – 20×
- Memory impact: 5 – 10×

Store in shadow memory for each 8-byte region:

- TID (16 bit)
- Timestamp (42 bit)
- Position/Offset in 8-byte word (5 bit)
- Read/Write (1 bit)

→ 8 bytes

Buffer the last $N \in [4, 9]$ memory accesses

- per 8-byte region

→ Memory impact: 5 – 10×


```
void enter_zoo(size_t animal) {
    lock_chamberlock1(animal);
    lock_chamberlock2(animal);
    printf("Waiting for animal %zd to wake up.\n", animal);
    NANOSLEEP(1000L* 1000L);
    printf("Reopen transfer chamber to place animal %zd in zoo.\n", animal);
    unlock_chamberlock2(animal);
    unlock_chamberlock1(animal);
}

void leave_zoo(size_t animal) {
    lock_chamberlock2(animal);
    lock_chamberlock1(animal);
    printf("Waiting for animal %zd to sleep.\n", animal);
    NANOSLEEP(1000L* 1000L);
    printf("Reopen transfer chamber to remove animal %zd from the zoo.\n", animal);
    unlock_chamberlock1(animal);
    unlock_chamberlock2(animal);
}
```

```
Zoo is opening!
Locked Gate 1 for animal 0.
Locked Gate 2 for animal 0.
Waiting for animal 0 to wake up.
Reopen transfer chamber to place animal 0 in zoo.
Unlocked Gate 2 for animal 0.
Unlocked Gate 1 for animal 0.
Animal 0 is in the transport chamber...
Locked Gate 1 for animal 1.
Locked Gate 2 for animal 1.
Waiting for animal 1 to wake up.
Reopen transfer chamber to place animal 1 in zoo.
Unlocked Gate 2 for animal 1.
Unlocked Gate 1 for animal 1.
Animal 1 is in the transport chamber...
Animal 0 is sleeping, removing it from the chamber.
Locked Gate 2 for animal 0.
-----
WARNING: ThreadSanitizer: lock-order-inversion (potential deadlock) (pid=26054)
  Cycle in lock order graph: M0 (0x559e51fa7040) -> M1 (0x559e51fa7080) -> M0

  Mutex M1 acquired here while holding mutex M0 in thread T1:
    #0 pthread_mutex_lock <null> (libtsan.so.0+0x00000003b8ee)
    #1 lock_chamberlock2 /tmp/snp2018g289/A6/animal_transport/animal_transport.c:38 (animal_transport+0x000000010c5)
    #2 enter_zoo /tmp/snp2018g289/A6/animal_transport/animal_transport.c:51 (animal_transport+0x00000001168)
    #3 animal_do /tmp/snp2018g289/A6/animal_transport/animal_transport.c:72 (animal_transport+0x000000012e5)
    #4 <null> <null> (libtsan.so.0+0x000000025aab)

  Hint: use TSAN_OPTIONS=second_deadlock_stack=1 to get more informative warning message

  Mutex M0 acquired here while holding mutex M1 in thread T1:
    #0 pthread_mutex_lock <null> (libtsan.so.0+0x00000003b8ee)
    #1 lock_chamberlock1 /tmp/snp2018g289/A6/animal_transport/animal_transport.c:26 (animal_transport+0x0000000103d)
    #2 leave_zoo /tmp/snp2018g289/A6/animal_transport/animal_transport.c:62 (animal_transport+0x0000000122c)
    #3 animal_do /tmp/snp2018g289/A6/animal_transport/animal_transport.c:77 (animal_transport+0x0000000137a)
    #4 <null> <null> (libtsan.so.0+0x000000025aab)

  Thread T1 (tid=26056, running) created by main thread at:
    #0 pthread_create <null> (libtsan.so.0+0x0000000290c3)
    #1 main /tmp/snp2018g289/A6/animal_transport/animal_transport.c:110 (animal_transport+0x00000001517)

SUMMARY: ThreadSanitizer: lock-order-inversion (potential deadlock) (/usr/lib/x86_64-linux-gnu/libtsan.so.0+0x3b8ee) in __interceptor_pthread_mutex_lock
-----
Locked Gate 1 for animal 0.
Animal 1 is sleeping, removing it from the chamber.
Waiting for animal 0 to sleep.
Reopen transfer chamber to remove animal 0 from the zoo.
Unlocked Gate 1 for animal 0.
Unlocked Gate 2 for animal 0.
Locked Gate 2 for animal 1.
Locked Gate 1 for animal 1.
Waiting for animal 1 to sleep.
Reopen transfer chamber to remove animal 1 from the zoo.
Unlocked Gate 1 for animal 1.
Unlocked Gate 2 for animal 1.
Zoo closed!
ThreadSanitizer: reported 1 warnings
=====
```

- not part of ASan, but similar interface
- detects use of uninitialized values
- implemented in `gcc` and `clang`
- aims at replacing `valgrind memcheck` tool
- is activated with compiler flag `-fsanitize=memory`

- Typical slowdown: $3\times$
- Memory impact: $2 - 3\times$
- reserves a 64 TB region virtual address space

```
int main(int argc, char** argv) {  
    int* a = new int[10];  
    a[5] = 0;  
    volatile int b = a[argc];  
    if (b)  
        printf("xx\n");  
    return 0;  
}
```

```
==25491==WARNING: MemorySanitizer: use-of-uninitialized-value
```

```
#0 0x563fa6533efe (/home/dgruss/a.out+0x93efe)
```

```
#1 0x7fd1cbbd83f0 (/lib/x86_64-linux-gnu/libc.so.6+0x203f0)
```

```
#2 0x563fa64baff9 (/home/dgruss/a.out+0x1aff9)
```

```
Uninitialized value was stored to memory at
```

```
#0 0x563fa6533e73 (/home/dgruss/a.out+0x93e73)
```

```
#1 0x7fd1cbbd83f0 (/lib/x86_64-linux-gnu/libc.so.6+0x203f0)
```

```
Uninitialized value was created by a heap allocation
```

```
#0 0x563fa65312a0 (/home/dgruss/a.out+0x912a0)
```

```
#1 0x563fa6533c58 (/home/dgruss/a.out+0x93c58)
```

```
#2 0x7fd1cbbd83f0 (/lib/x86_64-linux-gnu/libc.so.6+0x203f0)
```

```
SUMMARY: MemorySanitizer: use-of-uninitialized-value (/home/dgruss/a.o  
Exiting
```



Debugging

- How does a debugger work?
- Let's build a debugger!
- What do we need?

- A way to read and write basically any register and memory location of another process
→ `ptrace()`
- A way to interrupt a process at an arbitrary instruction
→ `interrupts` interrupt processes

```
#include <sys/ptrace.h>
```

```
long ptrace(enum __ptrace_request request, pid_t pid, void *addr, void *data);
```

`ptrace()`: one process observes and controls the execution of another process, examine and change the its memory, and registers.

- primarily used for breakpoint debugging and system call tracing
- permission system:
 - trace other threads of your own process
 - trace child processes
 - trace any process if you're root (`CAP_SYS_PTRACE`)
- check `ptrace()` man page!

- read and write memory: `PTRACE_PEEKTEXT`, `PTRACE_PEEKUSER`, ...
- read and write registers: `PTRACE_GETREGSET`, `PTRACE_SETREGS`
- monitor syscalls: `PTRACE_SYSCALL`, ...
 - receive a `SIGTRAP` upon specific or all system calls
- several others

1. fork
 2. child calls `ptrace (PTTRACE_TRACEME, 0, 0, 0);`
 3. parent calls `ptrace (PTTRACE_ATTACH, child_pid, 0, 0);`
- parent now controls the child

- Operating system provides special interrupt handling for debuggers
- Software interrupt 3
- How can we use that?

Looking at an Example Program

```
int main(int argc, char* argv[]) {
    if (argc <= 1)
        printf("usage: ./tohex <number> <base>\n");
    unsigned int base = 0;
    for (ssize_t i = 0; i < strlen(argv[2]); ++i) {
        base *= 10;
        base = argv[2][i] - '0';
    }
    printf("base = %u\n",base);
    unsigned int result = 0;
    for (ssize_t i = 0; i < strlen(argv[1]); ++i) {
        result *= 10;
        if (argv[1][i] >= '0' && argv[1][i] <= '9')
            result = argv[1][i] - '0';
        if (argv[1][i] >= 'A' && argv[1][i] <= 'Z')
            result = argv[1][i] - 'A';
        if (argv[1][i] >= 'a' && argv[1][i] <= 'z')
            result = argv[1][i] - 'a';
    }
    printf("%u\n", result);
}
```

```
6da: 55                push   %rbp
6db: 48 89 e5          mov    %rsp,%rbp
6de: 48 83 ec 30      sub   $0x30,%rsp
6e2: 89 7d dc          mov   %edi,-0x24(%rbp)
6e5: 48 89 75 d0      mov   %rsi,-0x30(%rbp)
6e9: 83 7d dc 01      cmpl  $0x1,-0x24(%rbp)
6ed: 7f 0c            jg    6fb <main+0x21>
6ef: 48 8d 3d 62 02 00 00 lea   0x262(%rip),%rdi
6f6: e8 95 fe ff ff   callq 590 <puts@plt>
6fb: c7 45 e8 00 00 00 00 movl  $0x0,-0x18(%rbp)
702: 48 c7 45 f0 00 00 00 movq  $0x0,-0x10(%rbp)
```

How can we interrupt a program here?

Idea: Just replace the instruction at that position with a software interrupt...

```
6da: 55                push   %rbp
6db: 48 89 e5          mov    %rsp,%rbp
6de: 48 83 ec 30      sub    $0x30,%rsp
6e2: 89 7d dc          mov    %edi,-0x24(%rbp)
6e5: 48 89 75 d0      mov    %rsi,-0x30(%rbp)
6e9: 83 7d dc 01      cmpl  $0x1,-0x24(%rbp)
6ed: cc              int    $3
6ee: 0c              ???
6ef: 48 8d 3d 62 02 00 00 lea   0x262(%rip),%rdi
6f6: e8 95 fe ff ff   callq 590 <puts@plt>
6fb: c7 45 e8 00 00 00 00 movl  $0x0,-0x18(%rbp)
702: 48 c7 45 f0 00 00 00 movq  $0x0,-0x10(%rbp)
```

Now we got the interrupt but how do we get the processor to execute our original instruction again?

Idea: The OS interrupt handler restores the original byte

```
6da: 55                push   %rbp
6db: 48 89 e5          mov    %rsp,%rbp
6de: 48 83 ec 30       sub    $0x30,%rsp
6e2: 89 7d dc          mov    %edi,-0x24(%rbp)
6e5: 48 89 75 d0       mov    %rsi,-0x30(%rbp)
6e9: 83 7d dc 01       cmpl  $0x1,-0x24(%rbp)
6ed: 7f                ???
6ee: 0c                ???
6ef: 48 8d 3d 62 02 00 00 lea   0x262(%rip),%rdi
6f6: e8 95 fe ff ff    callq 590 <puts@plt>
6fb: c7 45 e8 00 00 00 00 movl  $0x0,-0x18(%rbp)
702: 48 c7 45 f0 00 00 00 movq  $0x0,-0x10(%rbp)
```

But we are at the wrong location... What now?

Idea: The OS can manipulate the `%eip/%rip`

```
6da: 55          push   %rbp
6db: 48 89 e5    mov    %rsp,%rbp
6de: 48 83 ec 30 sub    $0x30,%rsp
6e2: 89 7d dc    mov    %edi,-0x24(%rbp)
6e5: 48 89 75 d0 mov    %rsi,-0x30(%rbp)
6e9: 83 7d dc 01 cmpl   $0x1,-0x24(%rbp)
6ed: 7f 0c      jg     6fb <main+0x21>
6ef: 48 8d 3d 62 02 00 00 lea   0x262(%rip),%rdi
6f6: e8 95 fe ff ff      callq 590 <puts@plt>
6fb: c7 45 e8 00 00 00 00 movl  $0x0,-0x18(%rbp)
702: 48 c7 45 f0 00 00 00 movq  $0x0,-0x10(%rbp)
```

```
int main(int argc, char* argv[]) {
    if (argc <= 1)
        printf("usage: ./tohex <number> <base>\n");
    unsigned int base = 0;
    for (ssize_t i = 0; i < strlen(argv[2]); ++i) {
        base *= 10;
        base = argv[2][i] - '0';
    }
    printf("base = %u\n",base);
    unsigned int result = 0;
    for (ssize_t i = 0; i < strlen(argv[1]); ++i) {
        asm("int $3");
        result *= 10;
        if (argv[1][i] >= '0' && argv[1][i] <= '9')
            result = argv[1][i] - '0';
        if (argv[1][i] >= 'A' && argv[1][i] <= 'Z')
            result = argv[1][i] - 'A';
        if (argv[1][i] >= 'a' && argv[1][i] <= 'z')
            result = argv[1][i] - 'a';
    }
}
```

So this is how breakpoints work!

```
daniel@lava: cgdb ./a.out
File Edit View Search Terminal Help
16 | unsigned int result = 0;
17 | for (ssize_t i = 0; i < strlen(argv[1]); ++i)
18 | {
19 |     asm("int $3");
20 |-> result *= 10;
21 |     if (argv[1][i] >= '0' && argv[1][i] <= '9')
22 |         result = argv[1][i] - '0';
23 |     if (argv[1][i] >= 'A' && argv[1][i] <= 'Z')
/home/daniel/example.c
Reading symbols from ./a.out...done.
(gdb) run FFF 16
Starting program: /home/daniel/a.out FFF 16
base = 6

Program received signal SIGTRAP, Trace/breakpoint trap.
main (argc=3, argv=0x7fffffffde68) at example.c:20
(gdb)
```

“Wolf fence” algorithm (git bisect)

- One of the most powerful applications of version control
- Bisection search (binary search) over commits to find a specific change (such as a bug)
- Efficient: $O(n) = \log(n)$

- 2005 commits in SWEB
- Student reports a reproducible bug
- Unclear what the source of the bug is

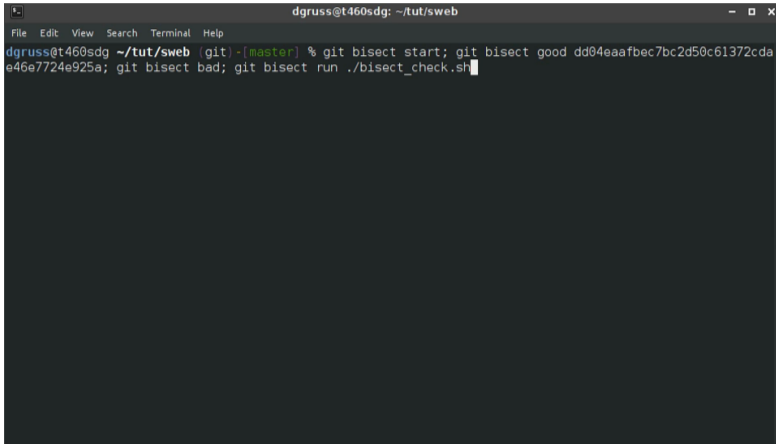
```
daniel@lava /d/arbeit/sweb (git)-[master] % git bisect start
daniel@lava /d/arbeit/sweb (git)-[master|bisect] % git bisect bad
daniel@lava /d/arbeit/sweb (git)-[master|bisect] % git log --oneline | tail -n 1
dd04eaaf Initial revision
daniel@lava /d/arbeit/sweb (git)-[master|bisect] % git bisect good dd04eaaf
Bisecting: 1001 revisions left to test after this (roughly 10 steps)
[237a3530abd066f02322ae76010d4bec5330eec7] unlocked load_lock_
daniel@lava /d/arbeit/sweb (git)-[237a353...|bisect] % □
```


- 2005 commits → only ≈ 10 revisions to test
- still too lazy to manually test 10 revisions?

```
#!/bin/bash
(rm -rf ../sweb-bin && cmake . && make -j4) || (git clean -f -d -X && rm -rf /
    tmp/sweb && mkdir -p /tmp/sweb && cd /tmp/sweb && cmake ~/tut/sweb && make
    -j4)
if [ $? -eq 0 ]; then
    exit 1
fi
exit 0
```

- git bisect run:

```
#!/bin/bash
git bisect start
git bisect good dd04eaafb7bc2d50c61372cdae46e7724e925a
git bisect bad
git bisect run ./bisect_check.sh
```



```
dgruss@t460sdg: ~/tut/sweb
File Edit View Search Terminal Help
dgruss@t460sdg ~/tut/sweb (git)-[master] % git bisect start; git bisect good dd04eaafbec7bc2d50c61372cda
e46e7724e925a; git bisect bad; git bisect run ./bisect_check.sh
```



Find the commit which introduced the bug


- You have a GIT repository with 100 000 commits
- One commit introduced a **bug** which still exists in the latest version
- Find the bug, and **identify the commit** which **first** introduced the bug
- The flag is `SSD{<commit hash>}`

Proper debugging may be impossible for various reasons

- Booting a kernel
- Race conditions disappear if timing changes

- printf in interesting lines
- many lines → see how far it gets
- more extreme form: print register debugging
 - if you can only get register values upon crash and nothing else
- most extreme form: LED debugging
 - if you can only get LED on or off as feedback

Remember when you explained a problem to someone and while explaining it, you found the solution yourself?



- Save your colleague some time
- Explain it to the duck as if it was a colleague
- Speaking aloud helps






- Debugging needs experts
- Experts are expensive
- Debugging is expensive

Questions?



99 little bugs in the code.
99 little bugs in the code.
Take one down, patch it around.
127 little bugs in the code...

-  Cormac Flanagan and Stephen N Freund.
Fastrack: efficient and precise dynamic race detection.
In *ACM Sigplan Notices*, volume 44, pages 121–133. ACM, 2009.
-  Timur Iskhodzhanov, Alexander Potapenko, Alexey Samsonov, Kostya Serebryany, Evgeniy Stepanov, and Dmitriy Vyukov.
Finding races and memory errors with llvm instrumentation.
2011.
-  OWASP.
Application Threat Modeling.